





CCL
International Ltd.


Introductory sub-table (I)(a)			
Name of the Company:		CCL INTERNATIONAL LIMITED	
Scrip Code, Name of the scrip, class of security:		531900	
Quarter ended:		31.12.2014	
Partly paid-up shares:-	No. of partly paid-up shares	As a % of total no. of partly paid-up shares	As a % of total no. of shares of the company
Held by promoter/promoter group	0	0	0
Held by public	0	0	0
Total	0	0	0
Outstanding convertible securities:-	No. of outstanding securities	As a % of total no. of outstanding convertible securities	As a % of total no. of shares of the company, assuming full conversion of the convertible securities
Held by promoter/promoter group	0	0	0
Held by public	0	0	0
Total	0	0	0
Warrants:-	No. of warrants	As a % of total no. of warrants	As a % of total no. of shares of the company, assuming full conversion of warrants
Held by promoter/promoter group	0	0	0
Held by public	0	0	0
Total	0	0	0
Total paid-up capital of the company, assuming full conversion of warrants and convertible securities	95963000	0	0
For CCL International Limited			
			
(Director)			


Statement Showing Shareholding Pattern

Table (I)(a)

Category code	Category of Shareholder	Number of Shareholders	Total number of shares	Number of shares held in dematerialized form	Total shareholding as a percentage of total number of shares		Shares Pledged or otherwise encumbered	
					As a percentage of (A+B) ¹	As a percentage of (A+B+C)	Number of shares	As a percentage
(I)	(II)	(III)	(IV)	(V)	(VI)	(VII)	(VIII)	(IX)= (VIII)/(IV)*100
(A)	Shareholding of Promoter and							
1	Indian							
(a)	Individuals/ Hindu Undivided Family	8	18370123	18370123	19.14	19.14	1000000	5.44
(b)	Central Government/ State Government(s)	0	0	0	0.00	0.00	0	0.00
(c)	Bodies Corporate	2	24390799	24390799	25.42	25.42	0	0.00
(d)	Financial Institutions/ Banks	0	0	0	0.00	0.00	0	0.00
(e)	Any Others(Specify)	0	0	0	0.00	0.00	0	0.00
	Sub Total(A)(1)	10	42760922	42760922	44.56	44.56	1000000	2.34
2	Foreign							
a	Individuals (Non-Residents Individuals/ Foreign Individuals)	0	0	0	0.00	0.00	0	0.00
b	Bodies Corporate	0	0	0	0.00	0.00	0	0.00
c	Institutions	0	0	0	0.00	0.00	0	0.00
d	Qualified Foreign Investor	0	0	0	0.00	0.00	0	0.00
e	Any Others(Specify)	0	0	0	0.00	0.00	0	0.00
	Sub Total(A)(2)	0	0	0	0.00	0.00	0	0.00
	Total Shareholding of Promoter and Promoter Group (A)= (A)(1)+(A)(2)	10	42760922	42760922	44.56	44.56	1000000	2.34
(B)	Public shareholding							
1	Institutions							
(a)	Mutual Funds/ UTI	0	0	0	0.00	0.00	0	0.00
(b)	Financial Institutions / Banks	0	0	0	0.00	0.00	0	0.00
(c)	Central Government/ State Government(s)	0	0	0	0.00	0.00	0	0.00
(d)	Venture Capital Funds	0	0	0	0.00	0.00	0	0.00
(e)	Insurance Companies	0	0	0	0.00	0.00	0	0.00
(f)	Foreign Institutional Investors	13	177567	177567	0.19	0.19	0	0.00
(g)	Foreign Venture Capital Investors	0	0	0	0.00	0.00	0	0.00
(h)	Qualified Foreign Investor	0	0	0	0.00	0.00	0	0.00
(i)	Any Other (specify)	0	0	0	0.00	0.00	0	0.00
	Sub-Total (B)(1)	13	177567	177567	0.19	0.19	0	0.00

For CCI

 Anil Kumar, Director

B 2 Non-institutions								
(a)	Bodies Corporate	304	22597005	21599505	23.55	23.55	480500	2.13
(b)	Individuals							
I	Individuals -i. Individual shareholders holding nominal share capital up to Rs 1 lakh	1538	10935843	10521343	11.40	11.40	0	0.00
II	ii. Individual shareholders holding nominal share capital in excess of Rs. 1 lakh.	87	19483657	19243657	20.30	20.30	0	0.00
(c)	Qualified Foreign Investor	0	0	0	0.00	0.00	0	0.00
(d)	Any Other (Non-Individuals/Foreign Individual)	2	6	6	0.00	0.00	0	0.00
(e)	Trust	4	8000	8000	0.01	0.01	0	0.00
	Sub-Total (B)(2)	1935	53024511	51372511	55.26	55.26	480500	0.91
(B)	Total Public Shareholding (B)= (B)(1)+(B)(2)	1948	53202078	51550078	55.44	55.44	480500	0.90
	TOTAL (A)+(B)	1958	95963000	94311000	100.00	100.00	1480500	1.54
(C)	Shares held by Custodians and against which Depository Receipts have been issued							
1	Promoter and Promoter Group	0	0	0	0.00	0.00	0	0.00
2	Public	0	0	0	0.00	0.00	0	0
	Sub-Total (C)	0	0	0	0.00	0.00	0	0
	GRAND TOTAL (A)+(B)+(C)	1958	95963000	94311000	100.00	100.00	1480500	1.54
For CCL International Limited								
 (Director)								

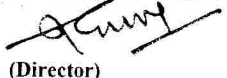
For CCL International Limited

AUL, Co. Director

Statement showing holding of securities (including shares, warrants, convertible securities) of persons belonging to the category "Promoter and Promoter Group"

Sr. No.	Name of the shareholder	Details of Shares held		Encumbered shares (*)			Details of warrants		Details of convertible securities		Total shares (including underlying shares assuming full conversion of warrants and convertible securities) as a % of diluted share capital
		Number of shares held	As a % of grand total (A)+(B)+(C)	No.	As a percentage	As a % of grand total (A)+(B)+(C) of sub-clause (I)(a)	Number of warrants held	As a % total number of warrants of the same class	Number of convertible securities held	As a % total number of convertible securities of the same class	
(I)	(II)	(III)	(IV)	(V)	(VI)=(V)/(III)*100	(VII)	(VIII)	(IX)	(X)	(XI)	(XII)
1	Akash Gupta	5582750	5.82	1000000	17.91	1.04	0	0	0	0	5582750
2	Anil Kumar	5035000	5.25	0	0.00	0.00	0	0	0	0	5035000
3	Anil Kumar (HUF)	2000000	2.08	0	0.00	0.00	0	0	0	0	2000000
4	Fort Fertichem Sales Private L	3969400	4.14	0	0.00	0.00	0	0	0	0	3969400
5	Jyoti Gupta	161250	0.17	0	0.00	0.00	0	0	0	0	161250
6	Priya Gupta	171250	0.18	0	0.00	0.00	0	0	0	0	171250
7	Rama Gupta	5247373	5.47	0	0.00	0.00	0	0	0	0	5247373
8	Sunita Gupta	11250	0.01	0	0.00	0.00	0	0	0	0	11250
9	Varun Gupta	161250	0.17	0	0.00	0.00	0	0	0	0	161250
10	Tanvi Fincap (P) Ltd	20421399	21.28	0	0.00	0.00	0	0	0	0	20421399
TOTAL		42760922	44.56	1000000	2.34	1.04	0	0	0	0	42760922

(*) The term "encumbrance" has the same meaning as assigned to it in regulation 28(3) of the SAST Regulations, 2011

For CCL International Limited




(Director)

(I)(c)(i) Statement showing holding of securities (including shares, warrants, convertible securities) of persons belonging to the category "Public" and holding more than 1% of the total number of shares

Sr. No.	Name of the shareholder	Number of shares held	Shares as a percentage of total number of shares {i.e., Grand Total (A)+(B)+(C) indicated in Statement at para (I)(a) above}	Details of warrants		Details of convertible securities		Total shares (including underlying shares assuming full conversion of warrants and convertible securities) as a % of diluted share capital
				Number of warrants held	As a % total number of warrants of the same class	Number of convertible securities held	% w.r.t total number of convertible securities of the same class	
1	Mohit Jain	1669967	1.74	0	0	0	0	1669967
2	Radhey Shyam Verma	1020507	1.06	0	0	0	0	1020507
3	Doyen Commercial Private Limited	2600494	2.71	0	0	0	0	2600494
4	Tejaswani Infrastructure Private Limited	1334199	1.39	0	0	0	0	1334199
TOTAL		6625167	6.90	0	0	0	0	6625167

For CCL International Limited


(Director)

(I)(c)(ii) Statement showing holding of securities (including shares, warrants, convertible securities) of persons (together with PAC) belonging to the category "Public" and holding more than 5% of the total number of shares of the company

Sr. No.	Name(s) of the shareholder(s) and the Persons Acting in Concert (PAC) with them	Number of shares	Shares as a percentage of total number of shares {i.e., Grand Total (A)+(B)+(C) indicated in Statement at para (I)(a) above}	Details of warrants		Details of convertible securities		Total shares (including underlying shares assuming full conversion of warrants and convertible securities) as a % of diluted share capital
				Number of warrants	As a % total number of warrants of the same class	Number of convertible securities held	% w.r.t total number of convertible securities of the same class	
1	Nil	0	0.00	0	0	0	0	0
2		0	0.00	0	0	0	0	0
3		0	0.00	0	0	0	0	0
4		0	0.00	0	0	0	0	0
5		0	0.00	0	0	0	0	0
6		0	0.00	0	0	0	0	0
7		0	0.00	0	0	0	0	0
8		0	0.00	0	0	0	0	0
9		0	0.00	0	0	0	0	0
10		0	0.00	0	0	0	0	0
TOTAL		0	0.00	0	0	0	0	0

For CCL International Limited


(Director)

(I)(d) Statement showing details of locked-in shares

Sr. No.	Name of the shareholder	Number of locked-in shares	Locked-in shares as a percentage of total number of shares {i.e., Grand Total (A)+(B)+(C) indicated in Statement at para (I)(a) above}
1	Rama Gupta	4201000	4.38
2	Akash Gupta	4200000	4.38
3	Anil Kumar	3625000	3.78
4	Anil Kumar HUF	2000000	2.08
5	Tanvi Fincap Pvt. Ltd.	1500000	1.56
TOTAL		15526000	16.18

For CCL International Limited


Director)

(II)(a) Statement showing details of Depository Receipts (DRs)

Sr. No.	Type of outstanding DR (ADRs, GDRs, SDRs, etc.)	Number of outstanding DRs	Number of shares underlying outstanding DRs	Shares underlying outstanding DRs as a percentage of total number of shares {i.e., Grand Total (A)+(B)+(C) indicated in Statement at para (I)(a) above}
1	N/A			0.00
2				0.00
3				0.00
4				0.00
5				0.00
6				0.00
7				0.00
8				0.00
9				0.00
TOTAL		0	0	0.00

For CCL International Limited



(Director)

(II)(b) Statement showing holding of Depository Receipts (DRs), where underlying shares held by "promoter/promoter group" are in excess of 1% of the total number of shares

Sr. No.	Name of the DR Holder	Type of outstanding DR (ADRs, GDRs, SDRs, etc.)	Number of shares underlying outstanding DRs	Shares underlying outstanding DRs as a percentage of total number of shares {i.e., Grand Total (A)+(B)+(C) indicated in Statement at para (I)(a) above}
1	N/A			
2				0.00
3				0.00
4				0.00
5				0.00
6				0.00
7				0.00
8				0.00
9				0.00
TOTAL				0.00
				0.00

For C.D. [Signature]

[Handwritten Signature]

As a [Signature]